

Bollards

Complete range of parking bollards



Expert Security UK



tuned to you



Privee

→ "PRIVEE" automatic 24 V dc chain barrier for intensive use, for closing off access areas to residential and industrial sites and small private car parks with widths of up to 16 metres.

Highly robust, cathaphoresis treated and painted steel structure, the "PRIVEE" represents an excellent and safe solution for protecting public and private areas, with an "encoder" reverse motion system, and blends perfectly into any urban setting. Supplied as standard with armoured padlock and numbered key.

24V

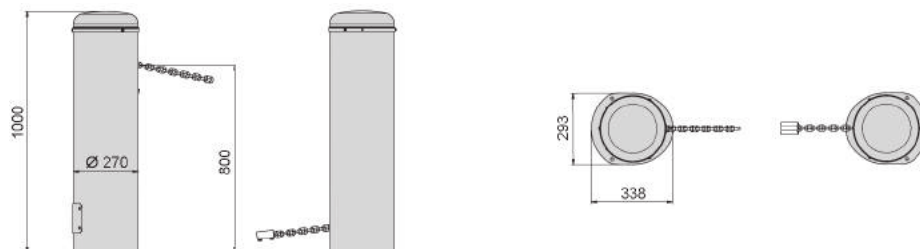


PRIVEE-ON

PRIVEE-OFF

CHAIN
UP TO 10 or 16 m

(PRV - CHN 10)
(PRV - CHN 16)



LOG-BC incorporated control panel: integrated receiver 2048 codes and input/output status indicator LED
Main accessories: CHN DRIVE 2 floor guide for chain housing with drainage slits / CELLULA 130 pair of 24V self aligning photocells / RADIUS B LTA 24 flashing with integrated 24V antenna

TECHNICAL CHARACTERISTICS

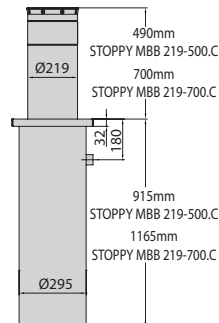
	PRIVEE
Supply voltage	24V dc
Control unit	incorporated Mod. LOG-BC with integrated receiver
Chain	Ø 8 mm for 10 m openings / Ø 4.5 mm for openings up to 16 m
Safety	armoured padlock for anchoring chain fitted with numbered key
Work type	intensive use
Opening time	10 sec.
Opening width	up to 10 m (PRV-CHN 10) and up to 16 m (PRV-CHN 16)
Impact safety	"ENCODER" reverse motion when closing
Operating temperature	-20°C + 60°C

Stopy Mbb

- 230 V ac electromechanical bollard with internal oil-bath gear motor. Stopy-Mbb is the ideal solution for contexts of particular architectural and urban interest, with specially studied colours and a new design for the floor flange and light crown.
- Designed to work in the most extreme conditions, with all metal parts treated with cathoporesis and the new EPDM seal integrated in the flange and led light crown, which with the bollard lowered, fits perfectly into the floor flange drastically reducing the entry of waste materials into the bollard housing, thanks to a special steel trap; it is completely independent from the rest of the machine allowing for pre-installation and future laying of the bollard.
- PERSEO CBD control unit with menu programming on the display, automatic routine servicing warning, simultaneous management of up to 4 bollards, integrated receiver and integrated heating element.



STOPPY MBB
STOPPY MBB INOX



PERSEO CBD dedicated control panel: manages up to 4 bollards in parallel, programming menu on the display, integrated heating element and incorporated receiver.

Main accessories: RME 1 BT 24V metal mass detector, one channel / RME 2 230V metal mass detector, two channels/ SPIRA 2x1 magnetic coil 2x1 m

TECHNICAL CHARACTERISTICS

	STOPPY MBB 500	STOPPY MBB 700
Supply voltage	230V ± 1 0% 50/60 Hz	230V ± 1 0% 50/60 Hz
Hand operated	Spontaneous	Spontaneous
External control unit	PERSEO CBD	PERSEO CBD
Work type	intensive 1,500 movements/day	intensive 1,500 movements/day
Rising time	6 seconds	9 seconds
Protection rating	IP 67	IP 67
Impact resistance	10,500 JOULES	10,500 JOULES
Break-in proof	150,000 JOULES	150,000 JOULES
Operating temperature	- 20° C + 60° C	- 20° C + 60° C
Movement	With slow down on opening and closing	With slow down on opening and closing

Grizzly

Demonstrating the continuous research to improve our products and service, today O&O has expanded its range of automatic bollards to include hydraulic technology. Following in-depth studies conducted in collaboration with renowned research centres and various product tests, O&O presents the first models with the following features.



LOG-BC incorporated control panel: integrated receiver 2048 codes and input/output status indicator LED
Main accessories: CHN DRIVE 2 floor guide for chain housing with drainage slits / CELLULA 130 pair of 24V self aligning photocells / RADIUS B LTA 24 flashing with integrated 24V antenna

TECHNICAL CHARACTERISTICS

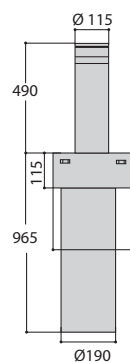
	PRIVEE
Supply voltage	230 Vac 50 Hz supply voltage
Control unit	
Chain	
Safety	
Work type	intensive use - 3,000 manoeuvres a day
Opening time	5 secs H:600mm and 6 secs H:800mm.
Opening width	
Impact safety	Safety valve that reverses the direction if an obstacle is detected
Operating temperature	-15°C + 60°C - -30°C + 60°C with "TERMON" integrated heating circuit

Easy

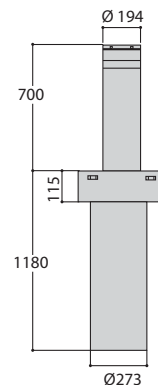
→ Value for money and quality. These are the roots of the new EASY bollards. The result of a careful market survey looking into the assembly techniques and design details that led to the production of a simple bollard that responds to customer needs without neglecting the quality requirements that have always marked BFT products. All at a competitive price. EASY comes in two models: the first, EASY Ø115-500, has a Ø115 mm, 500 mm high rod. It has no light crown but is fitted with a rear-reflecting strip. The second, EASY Ø200-700, has a Ø200 mm, 700mm high rod, a light crown and a rear-reflecting strip.



EASY Ø115/500



EASY Ø200/700



PERSEO CBD dedicated control panel: manages up to 4 bollards in parallel, programming menu on the display, integrated heating element and incorporated receiver.

Main accessories: RME 1 BT 24V metal mass detector, one channel / RME 2 230V metal mass detector, two channels/ SPIRA 2x1 magnetic coil 2x1 m

TECHNICAL CHARACTERISTICS

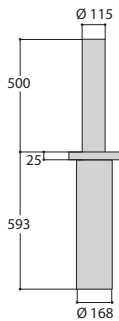
	EASY Ø115/500	EASY Ø200/700
Supply voltage	230V ± 1 0% 50/60 Hz	230V ± 1 0% 50/60 Hz
Hand operated	Manual	Manual
External control unit	External mod. PERSEO CBD	External mod. PERSEO CBD
Work type	500 movements/day	500 movements/day
Rising time	7 seconds	9 seconds
Protection rating	IP 67	IP 67
Impact resistance	6,000 JOULES	6,000 JOULES
Break-in proof	60,000 JOULES	60,000 JOULES
Operating temperature	- 20° C + 60° C	- 20° C + 60° C
Movement	With slow down on opening and closing	With slow down on opening and closing

Scudo G

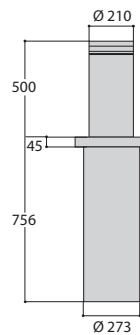
→ These gas-spring operated rising bollards were designed to offer road access control at competitive prices and with an extremely simple operation. They are operated using special keys now used throughout Europe in public places. They are lowered at the press of a foot and are automatically locked into place at the bottom. Given their size and similar appearance, they can be used in mixed installations to cover wide passages managed by both electric and gas operated bollards. The models are available with grey painted RAL 7015 rods, adhesive strip H:100 mm, only for 210 mm diameter models, and in stainless steel.



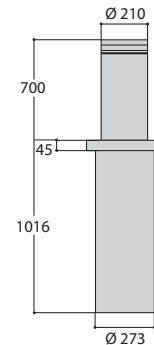
SCUDO-G Ø115/500
SCUDO-G Ø115/500 INOX



SCUDO-G Ø210/500
SCUDO-G Ø210/500 INOX



SCUDO-G Ø210/700
SCUDO-G Ø210/700 INOX



TECHNICAL CHARACTERISTICS

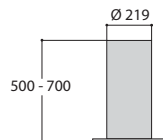
	SCUDO-G Ø115-500	SCUDO-G Ø210-500	SCUDO-G Ø210-700
Rod size	Ø115 mm H: 500 mm	Ø220 mm H: 500 mm	Ø220 mm H:700 mm
Rod thickness	4 mm	6 mm	6 mm
Impact resistance	5,000 JOULES	10,000 JOULES	10,000 JOULES
Break-in proof	30,000 JOULES	60,000 JOULES	60,000 JOULES
Rod treatment	Cataphoresis	Cataphoresis	Cataphoresis
Rod movement	Internal gas spring	Internal gas spring	Internal gas spring
Lifting thrust	100 N	170 N	150 N
Surface finish	grey paint RAL 7015 + rear-reflecting film	grey paint RAL 7015 + rear-reflecting film	grey paint RAL 7015 + rear-reflecting film
Rod locking	with triangle key	with triangle key	with triangle key

Scudo F

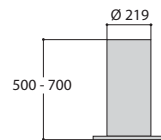
→ Fixed bollards used for permanent closure of accesses, bolted to the ground, they block accesses and roads or offer protection for sensitive sites. These bollards can be integrated and combined with other bollards of similar shapes and sizes. They have a class-2 type approved highly reflecting adhesive strip.



SCUDO-F Ø220-500
SCUDO-F Ø220-500 INOX



SCUDO-F Ø220-700
SCUDO-F Ø220-700 INOX



TECHNICAL CHARACTERISTICS

	SCUDO-F Ø220-500	SCUDO-F Ø220-700
Rod size	Ø220 mm H: 500 mm	Ø220 mm H: 700 mm
Rod thickness	3 mm	3 mm
Rod treatment	Cataphoresis	Cataphoresis
Surface finish	powder painted RAL 7015 + rear-reflecting film H=100 mm	powder painted RAL 7015 + rear-reflecting film H=100 mm
Fixing flange	Ø 340 mm steel, 5 mm thick	Ø 340 mm steel, 5 mm thick
Bollard fixing	With 3 fixing screws	With 3 fixing screws

Bft, tuned to you

With Expert Security UK, your job gets easier.

Because we don't just create "good" products, that work pretty well.

Our thinking is beyond the short-term.

We are conceiving, designing and creating high-tech solutions that are as advanced and effective as they are reliable and long-lasting.

Because we want to provide tools and services that truly are innovative, that will improve your performance and enhance your skills; and that will make your business easier, increasing its profitability.

Because our focus is on Quality with a capital Q.

We just won't settle for less.

